

GRAYS TUITION CENTRE – Online Tutoring

WEEK: 20

Week Beginning: 03/08/20

Subject: ENGLISH Year: 4

Lesson Objective:

- Understand how authors create characters
- Understand how to create your own characters

Keywords/ Concepts

- Character profile

Class Worksheets

- Extract and character profile

Homework Worksheets

-

Additional Notes

-

Read this character description of a school caretaker called Mr Simmons.

He is a kind and happy person who likes to help others. This is shown through his actions.

Mr Simmons is the caretaker at Dillon Road Primary School. He is a small man, with white-grey hair and bright brown eyes. He wears round spectacles and the same blue overalls every day. He has been at Dillon Road for as long as anybody can remember.

Mr Simmons can often be found with his old yellow bucket and mop cleaning the corridors. When the children run in from play time, leaving shoe marks and muddy footprints behind them, Mr Simmons will tut, roll his eyes and clean up the mess. Although he's always hard at work, if he ever sees anyone who looks sad or upset, he'll pull funny faces to make them smile.

At the end of the day, he cleans the classrooms and leaves happy messages on the whiteboards for the children and teachers to find in the morning. If ever he finds a missing jumper, a lost toy or some hidden sweets (which are strictly forbidden) he always finds out who they belong to (and won't tell you off!).

Write your own **character description**

You should write between five and ten sentences.


Top tip!

Try to include:


- What your character looks like.
- What their job or role is.
- What their personality is like.
- Their actions – what they do in the school.




What do they look like?



What is their personality like?



What do they do in the story?



How do they change in the story?

